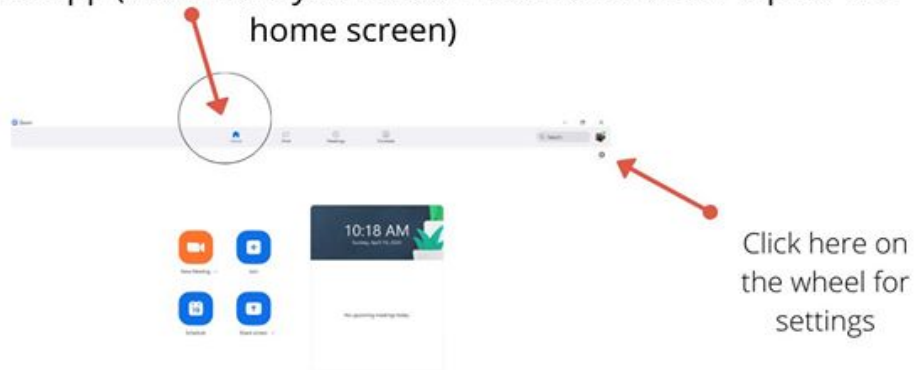


Kelly Ahlers created this helpful Zoom settings. If you are doing a song or praying in unison together they all need take these steps on their computer as well as the host.

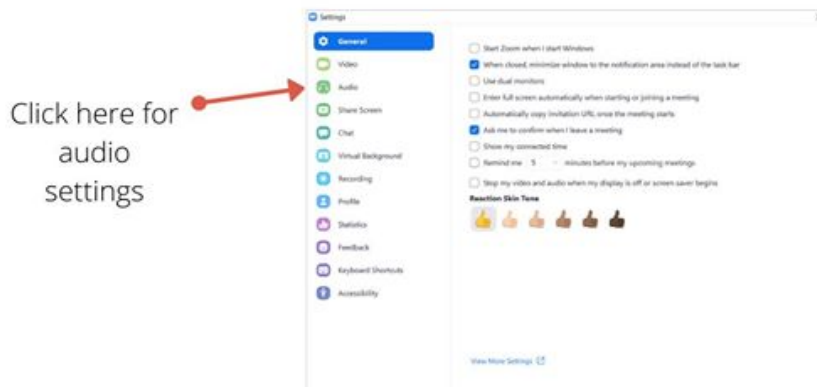
How to set up zoom to sing and play instruments together

Step 1- download the App at <https://zoom.us/download>
You must use the computer app or the tablet, Ipad, phone app to do this.

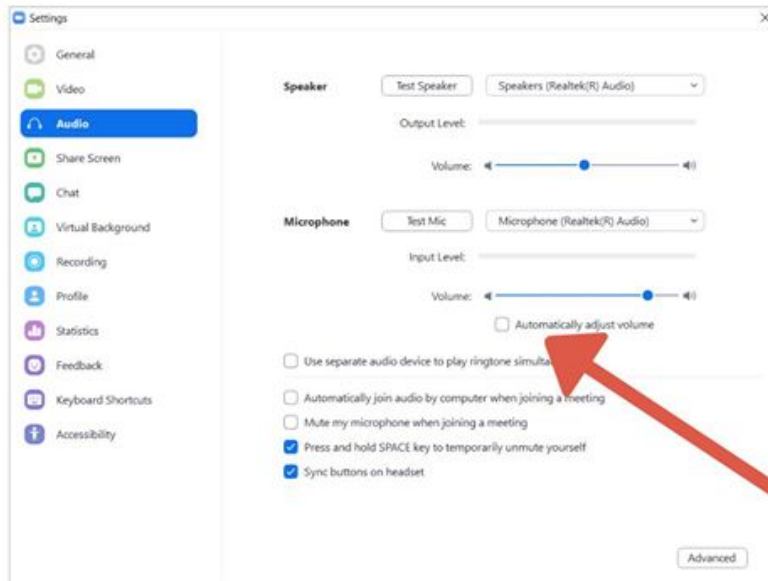
Step 2 - on the App (Make sure you click on the house at the top for the home screen)



Step 3 - in settings

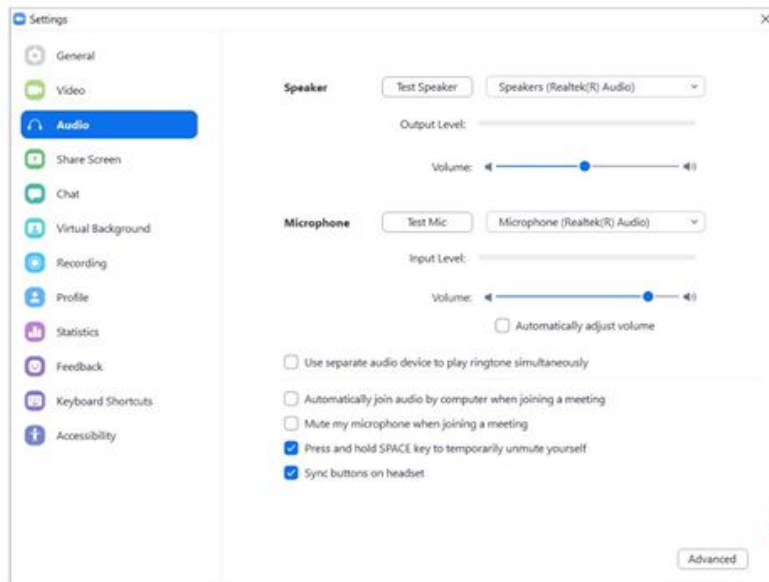


Step 4 - make sure the Automatically adjust speakers box is empty



Make sure
this box is
unchecked/
clear

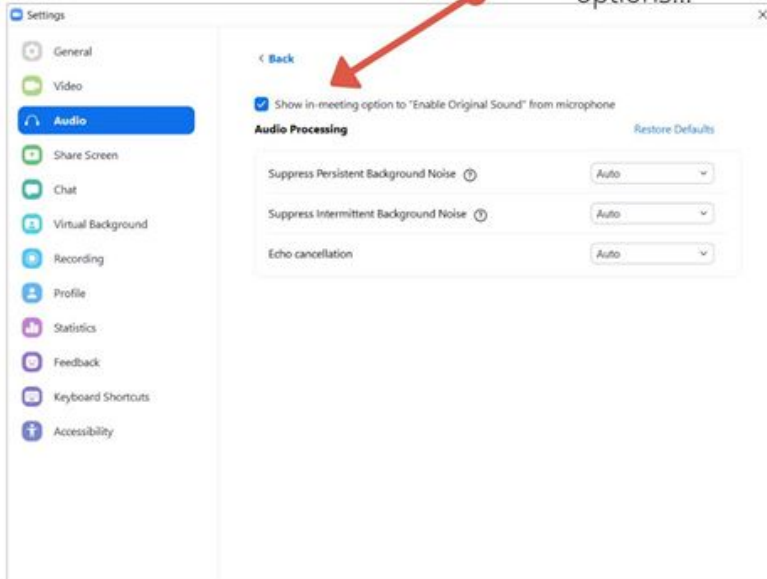
Step 5- then go to advanced settings



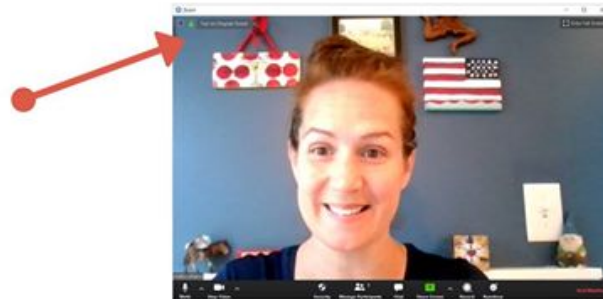
Click here to
go to
advanced
settings

Step 6- in advanced settings click the box that says Show In-meeting...

Click on "Show in-meeting options..."



Step 7 - Once you have done that then close the app. when you sign on again you will have a box in the corner. It has a green lock and when you move your mouse to that place on the screen it says **Turn on original sound**



Turn on original sound is for talking

The **Turn off for original sound** is for singing and music. you can switch between but it will be set for music when you start.