




A Do at Home Messy Church
for sharing with your families

by Lindsey Goodyear

Bringing Home the Mess: Holy Week Edition **By Lindsey Goodyear**

I was hoping that this blog would find you in a position much different than my last one. Unfortunately, the situation with COVID-19 is spreading and most of us are quarantined to our homes. I know it's a trying time to say the least but I'm hoping that the ability to participate in Messy Church from home is bringing some joy in these uncertain times. With Holy Week fast approaching, I thought it would be a perfect subject for an at home "mini mess". Holy Week covers the time period between Palm Sunday and Easter Sunday. Below I've outlined the seven days that represent Holy Week, what happened, and fitting activities and food ideas to go with them. Please discuss the parts of the story on the coinciding days and then do the craft/activity that follows. I know this is a little different than the way we normally do Messy Church (all in one day) but I'm hoping that stretching it out and having a little bit of mess for seven days straight will really bring families together to understand what happened every day during the Holy Week. I'm praying for the health and safety of our Messy families and keeping my fingers crossed that we can meet, in person, again soon!




Bringing Home the Mess:

Messy Church @Home for Holy Week April 5-12. 2020

Scripture Readings from Common English Bible

Palm Sunday



Jesus and His disciples make their entrance into Jerusalem. Two of His disciples went ahead of the rest and brought a donkey for Jesus to ride. Jesus is greeted by crowds waving palm branches and exclaiming, “Hosanna to the son of David!”

Scripture: Luke 19: 37-38

“As Jesus approached the road leading down from the Mount of Olives, the whole throng of his disciples began rejoicing. They praised God with a loud voice because of all the mighty things they had seen. They said, ‘Blessings on the king who comes in the name of the Lord. Peace in heaven and glory in the highest heavens.’”

Activity: Palms and Races

Need: Green construction paper, pencil, scissors, glue, Popsicle sticks.

Have each person in your family trace their hand four or five times on the green paper. Using the scissors, cut out the hands. Apply glue to the sticks and arrange the hands (thumbs together) on either side of the stick so they resemble a palm leaf. Once the leaves are finished, set up a start and finish line and divide into teams. Since the palms were laid so Jesus’s feet would not touch the ground, lay the palms, from your team, end to end and try to be the first one across without actually touching the ground. Once you step on a palm, lay another in front. Then, once you step on that one, reach back for the other and, again, place it in front. Keep this going all the way across the finish line!

Prayer: Faithful God, we give you praise this day! The people gathered to surround Jesus with shouts of praise, yet here we are at home to keep our neighbors safe by social distancing. We join our “Hosanna!” with people all over the world you are praising you this day. Be with us as we walk with Jesus during this coming week. In the name of Jesus, we pray, AMEN.

Food Idea: Since Jesus and his disciples were on their way to Jerusalem, take the opportunity to try some different foods from that region. Ideas include baklava, hummus, or Israeli salad.

Holy Monday



Jesus and His disciples go to Temple in Jerusalem. Jesus is frustrated with how people are treating this worship space. He turns over tables and declares, “My house shall be called the house of prayer; but you have made it a den of thieves.”

Scripture: Luke 19: 45-46

“When Jesus entered the temple, he threw out those who were selling things there. Jesus said to them, “It’s written, my house will be a house of prayer, but you have made it a hideout for thieves”

Activity: Your House of Prayer


Need: Paper, pencils, tape.

Create your own “house of prayer” by writing down reminders to pray. It can be specific prayers or just to pray in general, but write your thoughts on the paper and tape them up around the house. Mirrors, the refrigerator, the television, and doors are all good reminder places we will see frequently.

Prayer: God of all times, as we walk with Jesus as he walks toward to cross of Good Friday, be present with us in all of the twists and turns of this Holy Week story. In the name of Jesus, we pray, AMEN.

Food Idea: Donuts! There is a cute saying that goes, “Donut forget to pray!” Yes, it’s a cute saying but it also has a great message (plus your kids will love the sweet treat!)

Holy Tuesday



On this day, we look at the story when Jesus and His disciples come across a fig tree as they walked through the streets of Jerusalem. Jesus used the fig tree to give a lesson about staying persistent when it seems that everything is falling apart. The leaves on the fig tree are beginning to sprout and Jesus tells his followers that it is a sign that the seasons are changing. Jesus then instructs them that when things are changing, they are to stay alert and pray for strength. Our world has changed through the Covid-19 pandemic but we can hear the voice of Jesus telling us to stay alert and to pray for strength.

Scripture: Luke 21: 29-31, 36

“Jesus told them a parable, “Look at the fig tree and all the trees. When they sprout leaves, you can see for yourselves and know that summer is near. In the same way, when you see these things happening, you know that God’s kingdom is near...Stay alert at all times, praying that you are strong enough to endure everything that is about to happen and to stand before the Son of Man”

Activity: Pay Attention and Pray

Need: Pencils, paper.

Take a moment to reflect on what may be causing you anxiety today. Draw a picture or write it down on your paper. As a family, take turns sharing what it is you are feeling. Then as a family pray for strength during this time of uncertainty. Reach out to your Messy Church friends via social media or a phone call and let them know that you are also praying for them.

Prayer: Merciful God, during this time of uncertainty, we remember how Jesus told his disciples to stay alert and to pray for strength. Give us strength and courage this day. Thank you that you are with us in our anxiety and will never leave us alone. In the name of Jesus, we pray, AMEN.

Food Idea: Spaghetti! Heat up some spaghetti sauce on the stove and boil the water for noodles. As you wait for the noodles to boil, talk about how we never know the precise moment that the noodles will begin to boil but we know that through the heat, they eventually will boil. Just as we are patient for the noodles to boil, when we pray, we must also practice patience. We can rely on the faithfulness of Jesus to be with us always as we wait for things to fall into place in our lives. Then, mix your spaghetti sauce and noodles together and enjoy your spaghetti!

Holy Wednesday



Today we look at the story of one of Jesus's disciples, Judas, who goes to the religious leaders of the time who are disturbed by the teachings of Jesus and want to silence him by arresting him. Judas asks the religious leaders what they would give him if he helps them follow through with their plan to arrest Jesus. The men count out thirty silver coins and hand them to Judas. From that point on, Judas is looking for a time when he can help the leaders arrest Jesus.

Scripture: Luke 22: 3-6

“Satan entered Judas, called Iscariot, who was one of the Twelve. He went out and discussed with the chief priests (religious leaders) and officers of the temple guard how he could hand Jesus over to them. They were delighted and arranged payment for him. Judas agreed and began looking for an opportunity to hand Jesus over to them---a time when the crowds would be absent.”

Activity: Collecting Silver

Need: Thirty pieces of silver.

Collect thirty pieces of silver and decide which organization you'd like to donate to. The silver can include nickels, dimes, quarters, half dollars, or any other coins of the same color.

Prayer: Forgiving God, there are times in our lives when we turn away from you and do not love others as Jesus teaches us to love. We ask for your forgiveness. Give us the courage to follow the teaching of Jesus to love one another. We thank you for your mercy. In the name of Jesus, we pray, AMEN.

Food Idea: Silver dollar pancakes. Mix together your favorite pancake batter and drop small amounts of batter onto the skillet. Cook thoroughly and enjoy!

Maundy Thursday



On this Holy Thursday, Jesus and his disciples sat down together to celebrate the Passover. This was a special meal meant to remind everyone of how God saved the Israelites and brought them out of Egypt. Before they ate the meal, Jesus knelt down and washed his disciples' feet. This was something that a servant would normally do and the disciples were shocked! But Jesus told them that they were to love one another like this, by serving one another. We call this day "Maundy" Thursday because "Maundy" means "mandate" – Jesus commanded his disciples to love one another the way Jesus loved them. At the end of the meal, frequently called "The Last Supper", Jesus took bread and wine, which was tradition at the end of a Jewish meal, and he blessed them and told his followers to remember him whenever they gathered together. Later that Thursday night, Jesus is betrayed by Judas and taken to the house of one of the high priests where they begin to make a case against Him to use in a trial.

Scripture: Luke 22: 14, 19-20

"When the time came, Jesus took his place at the table, and the disciples joined him...After taking bread and giving thanks, he broke it and gave it to them, saying, 'This is my body, which is given for you. Do this in remembrance of me.' In the same way, he took the cup after the meal and said, 'This cup is the new covenant which is poured out for you.'"

Activity: Cup Decorating

Need: Paper cup, stickers, markers, glitter, etc.

Decorate your paper cup any way you'd like so you can use it with your "last supper" meal.

Prayer: God of mercy, as we prepare this meal, we remember how Jesus told us to remember him whenever we break bread and share a cup with one another. We thank you for Jesus and for his love for us and we remember his teaching us to love one another. In the name of Jesus, we pray, AMEN

Food Idea: Mimic a last supper meal with your own family. Choose a family favorite meal and use this time to talk about what feelings Jesus might have been experiencing at His own supper. Then, use the unleavened bread (or crackers) and wine (you can also use grape juice) to recreate communion. There are lots of easy unleavened bread recipes online so encourage your kids to help bake as well!

Good Friday



Good Friday is, by far, the most somber and arduous day of the Holy Week. On this day, our savior Jesus Christ was wrongfully accused in illegal trials and sentenced to death via crucifixion. He was nailed to a wooden cross and suffered for many hours before His death. Friday evening, Jesus is taken down from the cross and placed in a tomb.

Scripture: Luke23: 44-46

“It was now about noon, and darkness covered the whole earth until about three o’clock, while the sun stopped shining. Then the curtain in the sanctuary tore down the middle. Crying out in a loud voice, Jesus said, ‘Father, into your hands I entrust my life.’ After he said this, he breathed for the last time.”

Activity: Cross Art


Need: Paper, painter’s tape, paint, paint brushes.

Place the painter’s tape, in the shape of the cross, at the center of the piece of paper. Then, pick out your favorite colors to paint with. Paint the entire piece of paper (including over the top of the tape) and wait for it to dry. When it has dried, carefully pull the painter’s tape off to reveal a beautiful white cross among your artwork.

Prayer: Be with us this day, O God, as we remember that Jesus died upon a cross many years ago. We are sad yet we know that you are with us no matter how we feel. Thank you that your love for us is stronger than death. In the name of Jesus, we pray, AMEN.

Food Idea: Make a rectangle pan of Rice Krispy Treats and empty it onto a cutting board. Cut the rectangle into a large cross and have fun decorating it with sprinkles and frosting before enjoying the delicious treat!

Holy Saturday



This day in the Holy Week is the day Jesus lay in the tomb. While many of his disciples had fled the scene, some of the women who followed Jesus stayed behind. They buried Jesus in a borrowed tomb on Friday before the Sabbath began. The tomb was then sealed tightly and guarded by Roman soldiers. On Saturday we remember how Jesus' disciples must have felt, thinking that everything was over, knowing that Jesus was dead.

Scripture: Luke 23: 55-56

“The women who had come with Jesus from Galilee followed Joseph of Arimathea. They saw the tomb and how Jesus’ body was laid in it. Then they went away and prepared fragrant spices and perfumed oils. They rested on the Sabbath in keeping with the commandment.

Activity: Moment of Silence


Need: Just yourself.

Take a moment out of your day as an individual or as a family and just be silent. Use this time to reflect on what happened to Jesus and the miracle that is to come. You can also use this time to pray if you'd like.

Prayer: We rest in your love, O God as we keep silence this day. We wait for the coming of the dawn of Easter light. In the name of Jesus, we pray, AMEN

Food Idea: We're quietest when we sleep so let's make food that makes us sleepy. Turkey has a naturally occurring amino acid that blocks proteins. Normally after consuming it, we become very sleepy. Make your families own favorite turkey dish and get some rest!

Easter Sunday



The Bible says that early on the first day of the week, the women went to the tomb to finish preparing Jesus' body for burial. When the women got to the tomb, they discovered that the tomb was empty! The large boulder that covered the entrance to the tomb had been rolled away and Jesus was gone. An angel appeared to the women and told them they need not be afraid. Jesus had risen! The women went back to the other disciples to tell them all they had seen.

Scripture: Luke 24: 1-6

“Very early in the morning on the first day of week, the women went to the tomb, bringing the fragrant spices they had prepared. They found the stone rolled away from the tomb, but when they went in, they didn't find the body of the Lord Jesus. They didn't know what to make of this. Suddenly, two men were standing beside them in gleaming bright clothing. The women were frightened and bowed their faces toward the ground, but the men said to them, 'Why do you look for the living among the dead? He isn't here, but has been raised. He is ALIVE!' “

Activity: Secret Message

Need: Paper, white crayons, watercolor.

Use the white crayon to draw and write secret pictures and messages that have to do with Easter Sunday. Hand the paper to another member of your family and have them paint the paper with watercolor to reveal the secrets underneath! Ideas include the words “He is risen,” a hill with three crosses, an empty tomb, etc.

Prayer: God of life, we have experienced many different emotions this past week and today we are jumping up and down in joyful exuberance. Jesus is alive! What a surprise to remember that in the midst of dark times, you surprise us with new life. Thank you! Thank you! Thank you! In the name of the risen Jesus we pray. AMEN.

Food Idea: Enjoy the evening with whatever traditional meal your family makes for Easter dinner. If you don't have a tradition, put the eggs you just colored to good use and make some egg salad!

**HAPPY EASTER from Messy Church USA!
Christ is Risen! Christ is Risen Indeed!**